

## Screw compressors

# RS-B

 Made in Germany



**Motor power: 2.2 to 11.0 kW**



RS-B 2.2 – 11.0



RSK-B 2.2 – 11.0



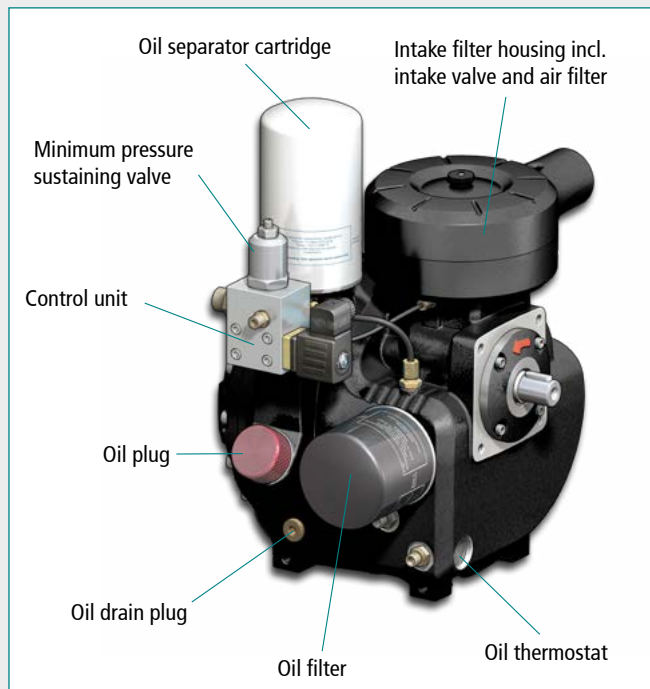
RSD-B 2.2 – 11.0



RSDK-B 2.2 – 11.0


## RS-B screw compressors – the compact, high-performance and robust series from RENNER.

In the development of the new compact series the key features focused on were high-performance compressed air supply requiring little space and providing easy access to parts to be serviced.



### Design features and advantages of the RS-B series:


- 2-year full warranty
- Easily removable doors allow easy access to the individual components for maintenance.
- The right solution for all requirements: as a freestanding system, with attached refrigeration dryer and as a complete unit on air receiver in various sizes
- Intensive cooling combined with an effective oil-air cooler guarantees operational safety and excellent air quality
- Developed for industrial use – including continuous operation
- The use of standard components from German brand manufacturers guarantees a high quality standard and enables short reaction times in the event of faults.
- Compact compressor air ends without additional connecting pipes and elements. A separate oil separator receiver is not required.
- Compact design, therefore lower space requirement
- Control via RENNERlogic
- Optional extras:  
RENNERtronicTouch / RENNERtronic Plus Touch electronic control



Encapsulated air end: no separate oil separator vessel and easy access for maintenance.



No lines and connecting elements are required due to the integrated oil thermo valve.



Easy belt tensioning: by adjusting the air end via an adjusting screw, the belt is tensioned and secured.



The RS-B is optionally available with an auxiliary pre-filter frame with filter mat to protect against dirt and RENNERtronic Touch or RENNERtronic Plus Touch.

# RENNERtronic Touch



**Smartphone-like operation:**  
Intuitively operable touchscreen on state-of-the-art technology.



**Events history:**  
The last 50 messages are displayed including date and time.



**Pressure and temperature diagram:**  
Extensive statistics on pressure and temperature diagrams with hourly scaling.



**Timer with six channels:**  
This can be used to switch the four pressure bands, four potential-free relay contacts or the compressor.



**USB port:**  
Updates can be easily uploaded using a USB stick.



**Replacing the control:**  
RENNERtronic Touch (4,3" touchscreen) and RENNERtronic Plus Touch (7" touchscreen) are easily interchangeable.



**Service indicator:**  
Maintenance message will be shown when the set operating hour intervals is reached or at the latest after one year.



**Display of compressor utilisation:**  
Recording of operating and load hours as well as the percentage load for compressors with variable speed control.



**Different code levels:**  
Parameter access is restricted depending on the code level and the compressor is thus protected against unauthorised access.



**Flexible inputs and outputs:**  
Freely assignable and inscribable digital inputs as well as four potential-free outputs.



**Control of frequency converters:**  
The direct connection via RS485 bus interface eliminates the need for a separate converter display. Exchange of information in **plain text**.

## ! RENNERtronic Plus Touch with additional functions

The RENNERtronic Plus Touch fulfils **all the functions of the RENNERtronic Touch**. But it can do even more!



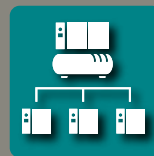
**7" touchscreen:**  
Overview a multitude of information simultaneously and clearly.



**Timer with eight channels:**  
In addition to the above-mentioned functions, priorities for Base Load Change Over can also be assigned via the timer.



**Pressure and temperature diagram:**  
Extensive statistics on pressure and temperature diagrams with daily, weekly and monthly scaling.



**Base Load Change Over:**  
The software is equipped with an extensive Base Load Change Over. This is connected via an additional interface module (Modbus). This allows you to control up to eight additional compressors. The compressors are connected with a network cable.





## Screw compressors

### RS-B 2.2 – 11.0

#### RS-B 2.2 – 11.0

Model	Free air delivery <sup>(1)</sup>				Motor power		Compressed air outlet	Noise level	Dimensions L x W x H	Weight
	7.5 bar		10 bar		kW	HP				
	m <sup>3</sup> /min	cfm	m <sup>3</sup> /min	cfm					inch	dB(A) <sup>(2)</sup>
RS-B 2.2	0.34	12	0.27	10	2.2	3.0	G½	66	716 x 536 x 540	124
RS-B 3.0	0.46	16	0.38	13	3.0	4.0	G½	70	716 x 536 x 540	133
RS-B 4.0	0.64	23	0.53	19	4.0	5.5	G½	70	716 x 536 x 540	133
RS-B 5.5	0.83	30	0.74	26	5.5	7.5	G½	75	716 x 536 x 540	159
RS-B 7.5	1.13	40	1.02	36	7.5	10.0	G½	78	776 x 556 x 597	189
RS-B 11.0	1.57	55	1.54	54	11.0	15.0	G½	81	776 x 556 x 597	207

<sup>(1)</sup> according to ISO 1217 Annex C

<sup>(2)</sup> according to DIN EN ISO 2151:2009



## Screw compressors

### RSK-B 2.2 – 11.0 with refrigeration dryer

#### RSK-B 2.2 – 11.0

Model	Free air delivery <sup>(1)</sup>				Motor power		Compressed air outlet	Noise level	Dimensions L x W x H	Weight
	7.5 bar		10 bar		kW	HP				
	m <sup>3</sup> /min	cfm	m <sup>3</sup> /min	cfm					inch	dB(A) <sup>(2)</sup>
RSK-B 2.2	0.34	12	0.27	10	2.2	3.0	G½	66	971 x 545 x 705	160
RSK-B 3.0	0.46	16	0.38	13	3.0	4.0	G½	70	971 x 545 x 705	169
RSK-B 4.0	0.64	23	0.53	19	4.0	5.5	G½	70	971 x 545 x 705	169
RSK-B 5.5	0.83	30	0.74	26	5.5	7.5	G½	75	971 x 545 x 705	195
RSK-B 7.5	1.13	40	1.02	36	7.5	10.0	G½	78	1031 x 572 x 803	225
RSK-B 11.0	1.57	55	1.54	54	11.0	15.0	G½	81	1031 x 572 x 803	243

<sup>(1)</sup> according to ISO 1217 Annex C

<sup>(2)</sup> according to DIN EN ISO 2151:2009

#### Options

	Part no.
Star-delta-starter for 2.2 kW compressors (from 5.5 kW inclusive)	26304
Star-delta-starter for 3.0 kW and 4.0 kW compressors (from 5.5 kW inclusive)	10866
Rotation direction control via phase rotation control	10867
Electronic control RENNERtronic Touch	22295
Electronic control RENNERtronic Plus Touch	22297
Level actuated drain for refrigeration dryer (only for RSK)	05311
IE4 motors	on request



## Screw compressors

RSD-B 2.2 – 11.0 on galvanized air receiver

air receivers according to AD2000 directives (from 250 ltr with hand hole)

### RSD-B 2.2 – 11.0

Model	Free air delivery <sup>(1)</sup>				Motor power		Compressed air outlet	Noise level	Air receiver	Dimensions L x W x H	Weight
	7.5 bar		10 bar		kW	HP					
	m <sup>3</sup> /min	cfm	m <sup>3</sup> /min	cfm							
RSD-B 2.2	0.34	12	0.27	10	2.2	3.0	G½	66	90 <sup>(3)</sup>	982 x 536 x 995	175
RSD-B 3.0	0.46	16	0.38	13	3.0	4.0	G½	70	90 <sup>(3)</sup>	982 x 536 x 995	184
RSD-B 4.0	0.64	23	0.53	19	4.0	5.5	G½	70	90 <sup>(3)</sup>	982 x 536 x 995	184
RSD-B 5.5	0.83	30	0.74	26	5.5	7.5	G½	75	90 <sup>(3)</sup>	982 x 536 x 995	210
RSD-B 2.2	0.34	12	0.27	10	2.2	3.0	G½	66	2x90 <sup>(3)</sup>	982 x 755 x 1076	220
RSD-B 3.0	0.46	16	0.38	13	3.0	4.0	G½	70	2x90 <sup>(3)</sup>	982 x 755 x 1076	229
RSD-B 4.0	0.64	23	0.53	19	4.0	5.5	G½	70	2x90 <sup>(3)</sup>	982 x 755 x 1076	229
RSD-B 5.5	0.83	30	0.74	26	5.5	7.5	G½	75	2x90 <sup>(3)</sup>	982 x 755 x 1076	255
RSD-B 7.5	1.13	40	1.02	36	7.5	10.0	G½	78	2x90 <sup>(3)</sup>	982 x 755 x 1148	285
RSD-B 2.2	0.34	12	0.27	10	2.2	3.0	G½	66	250	1397 x 607 x 1130	210
RSD-B 3.0	0.46	16	0.38	13	3.0	4.0	G½	70	250	1397 x 607 x 1130	219
RSD-B 4.0	0.64	23	0.53	19	4.0	5.5	G½	70	250	1397 x 607 x 1130	219
RSD-B 5.5	0.83	30	0.74	26	5.5	7.5	G½	75	250	1397 x 607 x 1130	245
RSD-B 7.5	1.13	40	1.02	36	7.5	10.0	G½	78	250	1397 x 617 x 1202	275
RSD-B 11.0	1.57	55	1.54	54	11.0	15.0	G½	81	250	1397 x 617 x 1202	293

<sup>(1)</sup> according to ISO 1217 Annex C

<sup>(2)</sup> according to DIN EN ISO 2151:2009

<sup>(3)</sup> with certificate before start-up.

### Options

	Part no.
Star-delta-starter for 2.2 kW compressors (from 5.5 kW inclusive)	26304
Star-delta-starter for 3.0 kW and 4.0 kW compressors (from 5.5 kW inclusive)	10866
Rotation direction control via phase rotation control	10867
Galvanized 4x90 ltr air receiver (supplement on galvanized 2x90 ltr air receiver version)	25983
Galvanized 500 ltr air receiver (supplement on galvanized 250 ltr air receiver version)	17459
Electronic control RENNERtronic Touch	22295
Electronic control RENNERtronic Plus Touch	22297
Kit for 90/250/270/500 ltr air receiver with level-controlled condensate drain	03162
Kit for 2x90/4x90 ltr air receiver with level-controlled condensate drain	13274
Metal bumper set for 90 ltr air receiver (consisting of 4 pieces, each Ø 75 mm / height 15 mm)	15220
Metal bumper set for 250/270/500 ltr air receiver (consisting of 4 pieces, each Ø 75 mm / height 40 mm)	15221
IE4-Motor	on request



## Screw compressors

RSDK-B 2.2 – 11.0 on galvanized air receiver, with refrigeration dryer

air receivers according to AD2000 directives (from 250 ltr with hand hole)

### RSDK-B 2.2 – 11.0

Model	Free air delivery <sup>(1)</sup>				Motor power		Compressed air outlet	Noise level	Air receiver	Dimensions L x W x H	Weight
	7.5 bar		10 bar		kW	HP					
	m <sup>3</sup> /min	cfm	m <sup>3</sup> /min	cfm			inch	dB(A) <sup>(2)</sup>	ltr	mm	kg
RSDK-B 2.2	0.34	12	0.27	10	2.2	3.0	G½	66	90 <sup>(3)</sup>	1044 x 545 x 1175	211
RSDK-B 3.0	0.46	16	0.38	13	3.0	4.0	G½	70	90 <sup>(3)</sup>	1044 x 545 x 1175	220
RSDK-B 4.0	0.64	23	0.53	19	4.0	5.5	G½	70	90 <sup>(3)</sup>	1044 x 545 x 1175	220
RSDK-B 5.5	0.83	30	0.74	26	5.5	7.5	G½	75	90 <sup>(3)</sup>	1044 x 545 x 1175	246
RSDK-B 2.2	0.34	12	0.27	10	2.2	3.0	G½	66	2x90 <sup>(3)</sup>	982 x 755 x 1257	256
RSDK-B 3.0	0.46	16	0.38	13	3.0	4.0	G½	70	2x90 <sup>(3)</sup>	982 x 755 x 1257	265
RSDK-B 4.0	0.64	23	0.53	19	4.0	5.5	G½	70	2x90 <sup>(3)</sup>	982 x 755 x 1257	265
RSDK-B 5.5	0.83	30	0.74	26	5.5	7.5	G½	75	2x90 <sup>(3)</sup>	982 x 755 x 1257	291
RSDK-B 7.5	1.13	40	1.02	36	7.5	10.0	G½	78	2x90 <sup>(3)</sup>	1031 x 755 x 1339	321
RSDK-B 2.2	0.34	12	0.27	10	2.2	3.0	G½	66	250	1397 x 607 x 1311	246
RSDK-B 3.0	0.46	16	0.38	13	3.0	4.0	G½	70	250	1397 x 607 x 1311	255
RSDK-B 4.0	0.64	23	0.53	19	4.0	5.5	G½	70	250	1397 x 607 x 1311	255
RSDK-B 5.5	0.83	30	0.74	26	5.5	7.5	G½	75	250	1397 x 607 x 1311	281
RSDK-B 7.5	1.13	40	1.02	36	7.5	10.0	G½	78	250	1397 x 617 x 1408	311
RSDK-B 11.0	1.57	55	1.54	54	11.0	15.0	G½	81	250	1397 x 617 x 1408	332

<sup>(1)</sup> according to ISO 1217 Annex C

<sup>(2)</sup> according to DIN EN ISO 2151:2009

<sup>(3)</sup> with certificate before start-up.

### Options

### Part no.

Star-delta-starter for 2.2 kW compressors (from 5.5 kW inclusive)	26304
Star-delta-starter for 3.0 kW and 4.0 kW compressors (from 5.5 kW inclusive)	10866
Rotation direction control via phase rotation control	10867
Galvanized 4x90 ltr air receiver (supplement on galvanized 2x90 ltr air receiver version)	25983
Galvanized 500 ltr air receiver (supplement on galvanized 250 ltr air receiver version)	17459
Electronic control RENNERtronic Touch	22295
Electronic control RENNERtronic Plus Touch	22297
Kit for 90/250/270/500 ltr air receiver with level-controlled condensate drain	03162
Kit for 2x90/4x90 ltr air receiver with level-controlled condensate drain	13274
Level actuated drain for refrigeration dryer	05311
Metal bumper set for 90 ltr air receiver (consisting of 4 pieces, each Ø 75 mm / height 15 mm)	15220
Metal bumper set for 250/270/500 ltr air receiver (consisting of 4 pieces, each Ø 75 mm / height 40 mm)	15221
IE4 motors	on request



## Screw compressors

RSD-B-ECN 2.2 – 11.0 on powder-coated ECN air receiver

RSDK-B-ECN 2.2 – 11.0 on powder-coated ECN air receiver, with refrigeration dryer

ECN air receivers with inspection opening 2" according to AD2000 directives

### RSD-B-ECN 2.2 – 11.0 / RSDK-B-ECN 2.2 – 11.0

Model	Free air delivery <sup>(1)</sup>				Motor power		Compressed air outlet	Noise level	Air receiver	Dimensions L x W x H	Weight
	7.5 bar		10 bar		kW	HP					
	m <sup>3</sup> /min	cfm	m <sup>3</sup> /min	cfm			inch	dB(A) <sup>(2)</sup>	ltr	mm	kg
RSD-B-ECN 2.2	0.34	12	0.27	10	2.2	3.0	G½	66	270	1490 x 536 x 1115	218
RSD-B-ECN 3.0	0.46	16	0.38	13	3.0	4.0	G½	70	270	1490 x 536 x 1115	227
RSD-B-ECN 4.0	0.64	23	0.53	19	4.0	5.5	G½	70	270	1490 x 536 x 1115	227
RSD-B-ECN 5.5	0.83	30	0.74	26	5.5	7.5	G½	75	270	1490 x 536 x 1115	253
RSD-B-ECN 7.5	1.13	40	1.02	36	7.5	10.0	G½	78	270	1490 x 556 x 1187	283
RSD-B-ECN 11.0	1.57	55	1.54	54	11.0	15.0	G½	81	270	1490 x 556 x 1187	301
RSDK-B-ECN 2.2	0.34	12	0.27	10	2.2	3.0	G½	66	270	1490 x 545 x 1296	254
RSDK-B-ECN 3.0	0.46	16	0.38	13	3.0	4.0	G½	70	270	1490 x 545 x 1296	263
RSDK-B-ECN 4.0	0.64	23	0.53	19	4.0	5.5	G½	70	270	1490 x 545 x 1296	263
RSDK-B-ECN 5.5	0.83	30	0.74	26	5.5	7.5	G½	75	270	1490 x 545 x 1296	289
RSDK-B-ECN 7.5	1.13	40	1.02	36	7.5	10.0	G½	78	270	1490 x 572 x 1393	319
RSDK-B-ECN 11.0	1.57	55	1.54	54	11.0	15.0	G½	81	270	1490 x 572 x 1393	340

<sup>(1)</sup> according to ISO 1217 Annex C

<sup>(2)</sup> according to DIN EN ISO 2151:2009

Options	Part no.
Star-delta-starter for 2.2 kW compressors (from 5.5 kW inclusive)	26304
Star-delta-starter for 3.0 kW and 4.0 kW compressors (from 5.5 kW inclusive)	10866
Rotation direction control via phase rotation control	10867
Powder-coated 500 ltr ECN air receiver (supplement on price of powder-coated 270 ltr ECN air receiver version)	21882
Electronic control RENNERtronic Touch	22295
Electronic control RENNERtronic Plus Touch	22297
Kit for 90/250/270/500 ltr air receiver with level-controlled condensate drain	03162
Level actuated drain for refrigeration dryer for RSDK-B-ECN	05311
Metal bumper set for 250/270/500 ltr air receiver (consisting of 4 pieces, each Ø 75 mm / height 40 mm)	15221
IE4 motors	on request



## Screw compressors

RSD-B 2.2 – 11.0 ST on galvanized vertical air receiver

RSDK-B 2.2 – 11.0 ST on galvanized vertical air receiver, with refrigeration dryer

air receivers according to AD2000 directives (with hand hole)

### RSD-B 2.2 – 11.0 ST / RSDK-B 2.2 – 11.0 ST

Model	Free air delivery <sup>(1)</sup>				Motor power		Compressed air outlet	Noise level	Air receiver	Dimensions L x W x H	Weight
	7.5 bar		10 bar		kW	HP					
	m <sup>3</sup> /min	cfm	m <sup>3</sup> /min	cfm			inch	dB(A) <sup>(2)</sup>	ltr	mm	kg
RSD-B 2.2 ST	0.34	12	0.27	10	2.2	3.0	G½	66	270	767 x 800 x 1690	221
RSD-B 3.0 ST	0.46	16	0.38	13	3.0	4.0	G½	70	270	767 x 800 x 1690	230
RSD-B 4.0 ST	0.64	23	0.53	19	4.0	5.5	G½	70	270	767 x 800 x 1690	230
RSD-B 5.5 ST	0.83	30	0.74	26	5.5	7.5	G½	75	270	767 x 800 x 1690	256
RSD-B 7.5 ST	1.13	40	1.02	36	7.5	10.0	G½	78	270	816 x 800 x 1747	286
RSD-B 11.0 ST	1.57	55	1.54	54	11.0	15.0	G½	81	270	816 x 800 x 1747	304
RSDK-B 2.2 ST	0.34	12	0.27	10	2.2	3.0	G½	66	270	950 x 800 x 1695	256
RSDK-B 3.0 ST	0.46	16	0.38	13	3.0	4.0	G½	70	270	950 x 800 x 1695	266
RSDK-B 4.0 ST	0.64	23	0.53	19	4.0	5.5	G½	70	270	950 x 800 x 1695	266
RSDK-B 5.5 ST	0.83	30	0.74	26	5.5	7.5	G½	75	270	950 x 800 x 1695	293
RSDK-B 7.5 ST	1.13	40	1.02	36	7.5	10.0	G½	78	270	986 x 800 x 1760	325
RSDK-B 11.0 ST	1.57	55	1.54	54	11.0	15.0	G½	81	270	986 x 800 x 1760	359

<sup>(1)</sup> according to ISO 1217 Annex C      <sup>(2)</sup> according to DIN EN ISO 2151:2009

Options	Part no.
Star-delta-starter for 2.2 kW compressors (from 5.5 kW inclusive)	26304
Star-delta-starter for 3.0 kW and 4.0 kW compressors (from 5.5 kW inclusive)	10866
Rotation direction control via phase rotation control	10867
Electronic control RENNERtronic Touch	22295
Electronic control RENNERtronic Plus Touch	22297
Level actuated drain for refrigeration dryer for RSDK-B	05311
Kit for air receiver with level-controlled condensate drain	05171
Metal bumper set for 270 ltr vertical air receiver (consisting of 3 pieces, each Ø 80 mm / height 20 mm)	05170
IE4 motors	on request



## COMPRESSED AIR FOR ALL APPLICATIONS



RENNER GmbH Kompressoren, a family run business established in 1994, develops and assembles economical and energy-efficient compressors. A broad range of compressed air accessories are also part of the product portfolio. The structure and size of the company ensure flexible decisions and short lead times, thus providing optimal focus on the requirements of the customers.

### THE RENNER MANUFACTURING AND SUPPLY PROGRAMME:

We can supply you with the right compressor for any application – guaranteed.

#### SCREW COMPRESSORS:

- From 2.2 to 355 kW
- Up to 40 bar, e.g. for manufacture of PET bottles
- Compact systems with air receiver, refrigeration dryer, and variable speed control
- Heat exchanger integrated or as an external box
- Special applications: gas compression, operation of drilling devices, rail, and special-purpose vehicles
- Customized models designed to customer specifications

#### OIL-FREE COMPRESSORS:

- SCROLL compressors for oil-free compressed air from 1.5 to 30.0 kW
- Water-injected screw compressors for oil-free compressed air in breathing air quality from 18.5 to 120 kW



#### PISTON COMPRESSORS:

- From 1.5 to 11.0 kW
- Stationary or mobile, with or without sound insulation

#### CONTROL SYSTEMS:

- Compressor control systems
- Superordinate control systems
- State-of-the-art web server monitoring



#### COMPRESSED AIR ACCESSORIES:

- Air filters, air receivers, refrigeration dryers, adsorption dryers, condensate drains, and oil-water-separators

Your RENNER distributor:

### RENNER GmbH · Kompressoren

Emil-Weber-Strasse 32  
D-74363 Gueglingen

Phone +49 (0) 7135 93193-0  
Fax +49 (0) 7135 93193-50

E-Mail: [info@renner-kompressoren.de](mailto:info@renner-kompressoren.de)  
[www.renner-kompressoren.com](http://www.renner-kompressoren.com)



DIN EN ISO 9001  
REG.-NR. Q1 0205013

